



Light Measurement Report

Print date: 11/6/2025

Measurement date and time: 11/5/2025 11:38:47 AM – Measurement no. VFR-251105-0307-MS

Operator: Shawn Blaszk

Tested Light Source

Product Name	Pomme: PM-L-MT-PC45-27-1_10V_UNV
Manufacturer	RBW
Product Description	Pomme-Large-Matte Glass-Baja Blue-2700K-1% Dimming, 0-10V Control, 120V to 277V "Universal Input" (External Driver), Input Current: 450mA, Driver Model: ERP ESS020W-0450-42



Summary of Results

Total Lumen Output	1570 lm
Luminaire Efficacy	82 lm/W
Peak Intensity and Beam Angle	223 cd - 181°
Color Rendering TM13-18	R _r 90.8 – R _g 97.8
Color Shift, CIE duv	Duv 0.0002
MacAdams Steps	3
Flicker	SVM 0.39 – PstLM 0.01
Input Power, Power and Displ. Factors	19.2 W – PF 0.99 – DPF 1.0
Input RMS Voltage and Current	120 V – 0.162 A
Frequency of Input Power	60 Hz

Light Quality

CRI: 91.1

Color Temperature

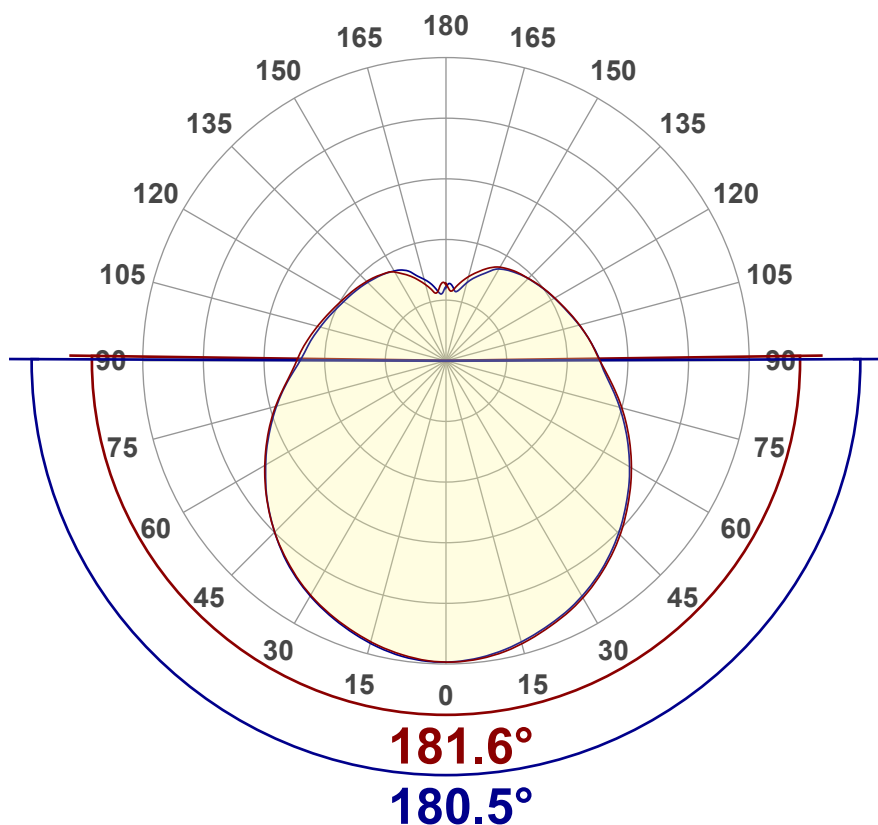
2748 K

Color Match

CIE1931
x: {CIEx#}
y: {CIEy#}

Luminous Intensity diagram

Unit: 0-100% of peak intensity



Main Values

Output (total Lumen)	1570 lm
Lumen Up% / Down%	36.18% / 63.82%
Peak Intensity	223 cd
Beam Angle (50%-FWHM)	181.03°

Cut-off Angle

Average 2,5%	360°
--------------	------

Field Angle

Average 10%	360°
-------------	------

Intensity Ratio

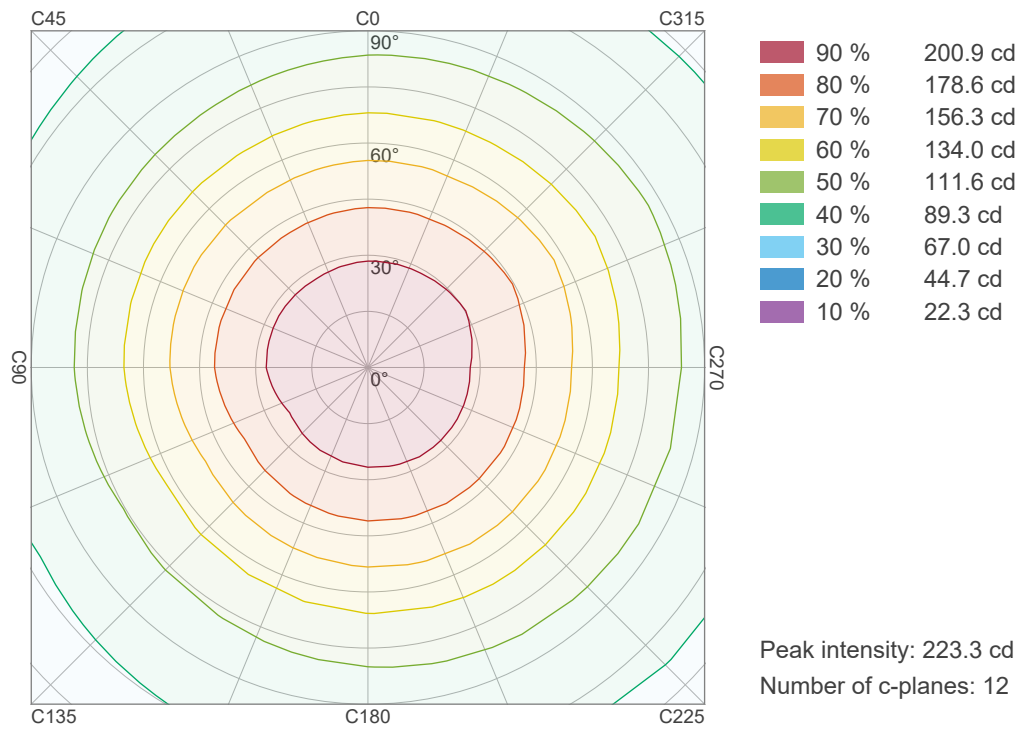
In 120° cone	37.4%
In 90° cone	23.5%

C000-C180

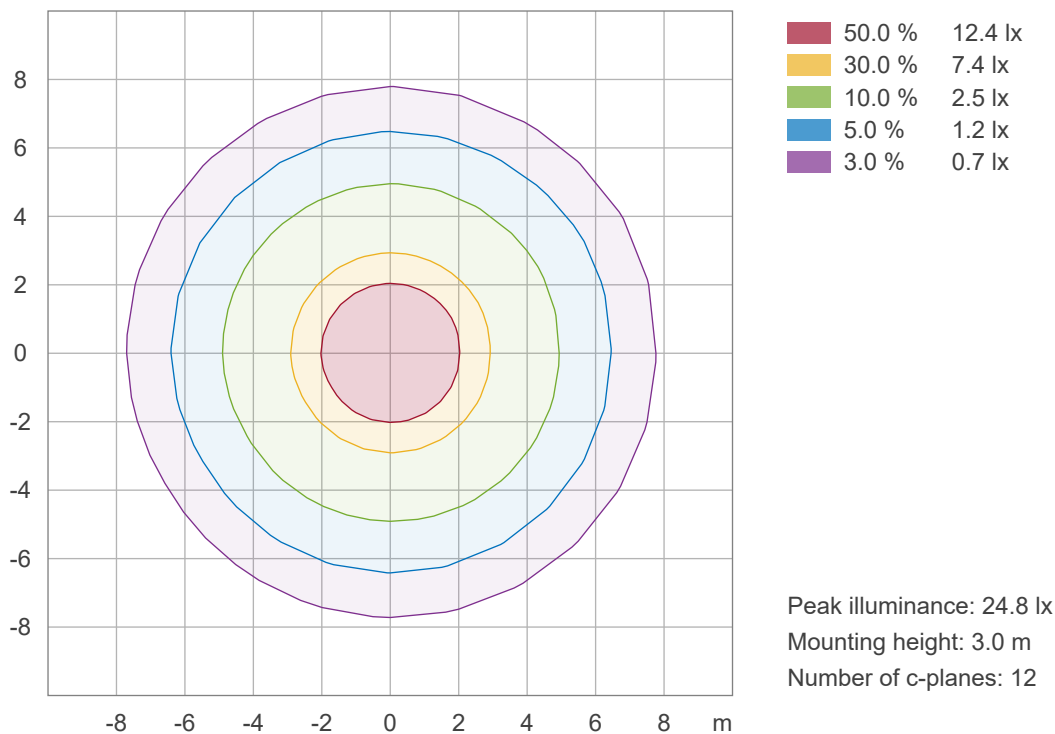
C090-C270



Iso-intensity Diagram (Iso-candela)



Iso-illuminance Diagram (Iso-lux)





Light Measurement Report

Print date: 11/6/2025

Measurement date and time: 11/5/2025 11:38:47 AM – Measurement no. VFR-251105-0307-MS

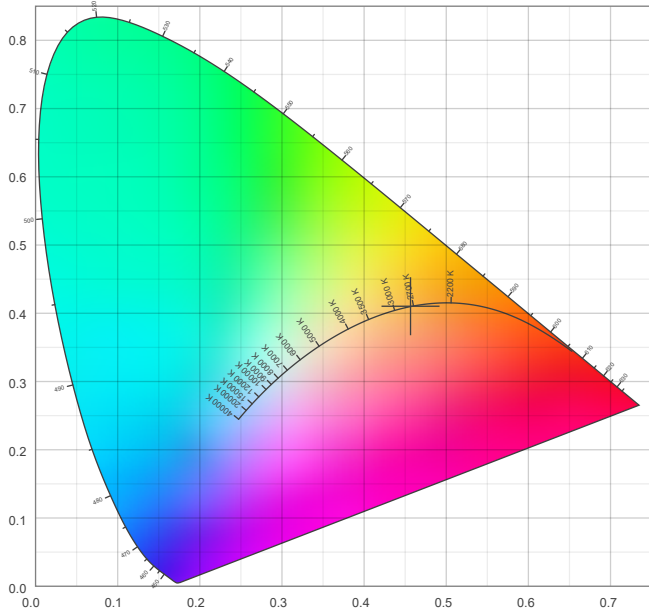
Operator: Shawn Blaszk

Color details

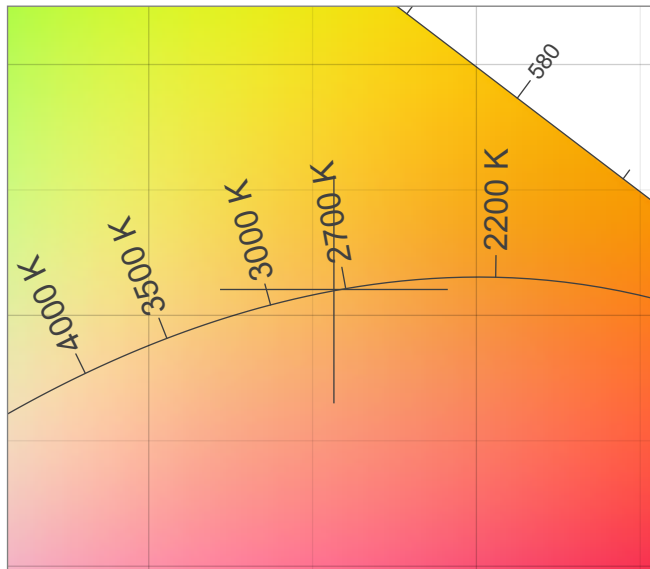
Correlated Color Temperature, Target CCT = 2748 K
Correlated Color Temperature, Measured CCT = 2748 K
Color Rendering Index CRI 91.1
Color Rendering Index, R9 (red component) R9 = 49.0
Color Rendering TM30-18 R_f 90.8 – R_g 97.8
Color Quality Scale CQS = 89.3

MacAdam Steps 3
Color coordinates CIE 1931 (x;y) = (0.457;0.410)
Color coordinate CIEs 1960 (u;v) = (0.260;0.351)
Color deviation from BBL Duv = 0.0002
Color coordinate CIEs 1976 (CIELUV)(u';v') = (0.260;0.527)

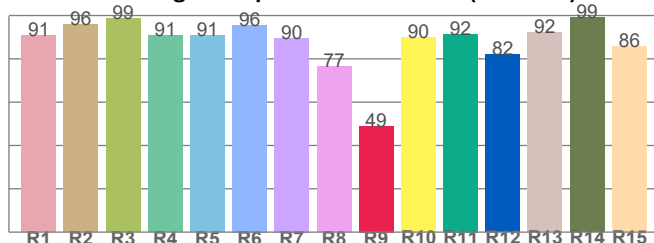
CIE 1931



CIE 1931 – zoomed on Planckian locus



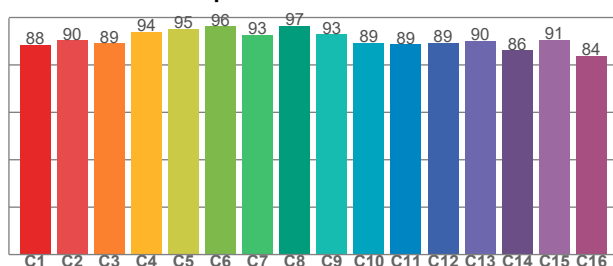
Color Rendering Index per reference color (CIE 1995)



CRI R values, only R1-R8 are used to calculate final CRI value

R1	R2	R3	R4	R5	R6	R7	R8	R9	R10	R11	R12	R13	R14	R15
91.0	96.0	98.8	90.7	90.8	95.7	89.6	76.6	49.0	89.9	91.5	82.1	92.3	99.2	85.6

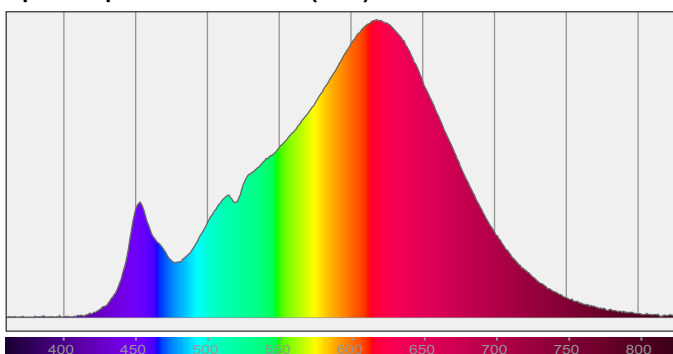
TM30-18 R_f-values per hue bin



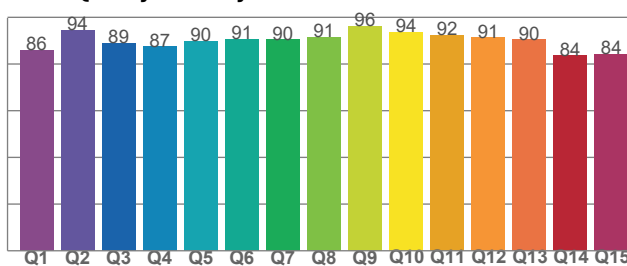
TM30 C values, 16 binned values out of total of 99 C values

C1	C2	C3	C4	C5	C6	C7	C8	C9	C10	C11	C12	C13	C14	C15	C16
88.4	90.3	89.1	93.9	95.2	96.2	92.7	96.5	92.8	89.2	88.7	89.4	90.2	86.2	90.6	83.9

Spectral power distribution (SPD) / W/nm – 0-100%



Color Quality Scale by reference color



CQS Q values

Q1	Q2	Q3	Q4	Q5	Q6	Q7	Q8	Q9	Q10	Q11	Q12	Q13	Q14	Q15
85.8	94.5	89.0	87.4	89.8	90.8	90.5	91.4	96.3	93.8	92.4	91.3	90.4	83.6	84.3



Light Measurement Report

Print date: 11/6/2025

Measurement date and time: 11/5/2025 11:38:47 AM – Measurement no. VFR-251105-0307-MS

Operator: Shawn Blaszak

Beam Details

Distance
Beam Width

1 m
n/a m

2 m
n/a m

3 m
n/a m

4 m
n/a m

5 m
n/a m

LUX* /Metric

FOOTCANDLES* /Imperial

*Measured at center of beam

Beam Width
Distance

n/a ft
3.3 ft

n/a ft
6.6 ft

n/a ft
9.8 ft

n/a ft
13.1 ft

n/a ft
16.4 ft

Beam intensities from 1 – 20 m

1	2	3	4	5	6	7	8	9	10	11	12	13	14	15	16	17	18	19	20	m
3.3	6.6	9.8	13.1	16.4	19.7	23	26.2	29.5	32.8	36.1	39.4	42.7	45.9	49.2	52.5	55.8	59.1	62.3	65.6	ft
223	56	25	14	9	6	5	3	3	2	2	2	1	1	1	1	1	1	1	1	lux
20.7	5.2	2.3	1.3	0.8	0.6	0.4	0.3	0.3	0.2	0.2	0.1	0.1	0.1	0.1	0.1	0.1	0.1	0.1	0.1	fc

Intensities in 0° c-plane

0°	9°	18°	27°	36°	45°	54°	63°	72°	81°	90°	99°	108°	117°	126°	135°	144°	153°	162°	171°	γ
223	221	214	206	195	182	168	154	140	126	114	107	100	95	90	86	83	78	68	57	cd
100%	99%	96%	92%	88%	82%	75%	69%	63%	56%	51%	48%	45%	42%	40%	39%	37%	35%	30%	26%	of 0°val

Intensities in 90° c-plane

0°	9°	18°	27°	36°	45°	54°	63°	72°	81°	90°	99°	108°	117°	126°	135°	144°	153°	162°	171°	γ
223	220	213	205	194	181	167	152	138	124	114	107	100	94	90	86	82	75	64	52	cd
100%	99%	96%	92%	87%	81%	75%	68%	62%	56%	51%	48%	45%	42%	40%	39%	37%	34%	29%	24%	of 0°val

Intensities in 180° c-plane

0°	9°	18°	27°	36°	45°	54°	63°	72°	81°	90°	99°	108°	117°	126°	135°	144°	153°	162°	171°	γ
223	220	213	204	193	180	165	150	136	121	111	103	96	91	87	83	79	73	62	51	cd
100%	99%	95%	91%	86%	80%	74%	67%	61%	54%	50%	46%	43%	41%	39%	37%	36%	33%	28%	23%	of 0°val

Intensities in 270° c-plane

0°	9°	18°	27°	36°	45°	54°	63°	72°	81°	90°	99°	108°	117°	126°	135°	144°	153°	162°	171°	γ
223	221	214	205	193	180	165	149	135	121	108	101	94	89	85	82	79	75	66	55	cd
100%	99%	96%	92%	87%	80%	74%	67%	60%	54%	49%	45%	42%	40%	38%	37%	35%	34%	29%	25%	of 0°val